

# Big Blue® Air Pak™

Issued June 2012 • Index No. ED/10.5

**Diesel Engine-Driven Welder/  
AC Generator/Air Compressor** 

## Quick Specs



### Heavy Industrial Applications

Railroad Maintenance  
Mining Maintenance  
Maintenance and Repair Rigs

### Processes

DC Stick (SMAW)  
AC Stick (SMAW)\*  
MIG (GMAW)  
Flux-Cored (FCAW)  
DC TIG (GTAW)  
AC TIG (GTAW)\*  
Submerged Arc (SAW)

Stud Welding — 1/2 inch (12.7 mm)  
Air Carbon Arc (CAC-A)  
1/2-inch (12.7 mm) carbons  
Air Plasma Cutting  
with Optional Spectrum Models  
Battery Charging/Jump-Starting\*  
Air Compressor

### Output Range

**DC Stick** 45–750 A **AC Stick** 35–575 A\*  
**MIG/FCAW** 14–40 V  
**DC TIG** 20–450 A **AC TIG** 20–375 A\*  
**Battery Charge** 12/24 V, 50–750 A\*

\*Deluxe Model Only.

### Weld Output Rated at 104° F (40° C)

**Stick** 600 A at 44 V (26.4 kW), 40% Duty Cycle  
**Stick** 550 A at 42 V (23.1 kW), 60% Duty Cycle  
**MIG/FCAW** 500 A at 40 V (20 kW), 100% Duty Cycle  
**AC TIG** 400 A at 26 V (10.4 kW), 100% Duty Cycle\*

**Air Compressor** 100 PSI, 60 CFM, 100% Duty Cycle

### Generator Output Rated at 104° F (40° C)

5500 Watts Peak — 4000 Watts Continuous  
20,000 Watts 3-Phase/  
12,000 Watts 1-Phase Continuous\*

**Accu-Rated™ – Not Inflated  
Generator Power**

## The Power of Blue.®

### Welder/generator/air compressor.

One machine that will do it all. Designed and built to be the most reliable high-output system in the world.



**Ultra-reliable industrial rotary screw air compressor.** Belt-driven with automatic belt tensioner with a life expectancy of 30,000 hours.

### Independent compressor controls.

On/off switch for applications not requiring compressed air. At **idle speed** will produce 100 PSI at 40 CFM.

### Weatherproof Lexan® nameplate

resists cracking and fading, and is color-coded for ease of operation.

**Enclosed robust case design** protects internal components from impact and allows air flow to cool and prolong the life of the engine. Also reduces sound levels.

**GFCI receptacle** as required on most jobsites to protect operators from electrical hazards.

**Low maintenance** with easy single-side access to engine and 500 hour oil changes for both engine and compressor.

**Quiet** at only 70 decibels (95 Lwa) at idle and 79 decibels (104 Lwa) at maximum output. Improves jobsite communications.



**BUILT TOUGH**

Big Blue Air Pak Deluxe Model shown.

**TRUE BLUE**  
3YR WARRANTY

Welder/Generator/Air Compressor is warranted by Miller for 3 years, parts and labor. Engine is warranted by Deutz for 3 years.



**Heavy-duty low-speed industrial turbocharged diesel engine** provides ample power at high altitudes.

### Meter maintenance displays

- Fuel gauge
- Hour meter function
- Oil change interval
- High coolant temperature and low oil pressure shutdowns
- Low fuel shutdown — engine shuts down before system runs out of fuel, making restarts easy.

**Hot Start™** provides positive stick electrode starts to make it easy to start all types of electrodes.

**Arc-Drive™** makes welding easy. Automatically enhances Stick welding, especially on pipe, by focusing the arc and preventing the electrode from going out.

**Optional AC/DC/battery charge/jump-start** for AC TIG welding and 12- or 24-volt batteries. Simply select the battery voltage and connect cables to the separate battery output studs.

(High-frequency unit required for AC TIG.)



### Miller Electric Mfg. Co.

An Illinois Tool Works Company  
1635 West Spencer Street  
Appleton, WI 54914 USA

### Equipment Sales US and Canada

Phone: 866-931-9730  
FAX: 800-637-2315  
International Phone: 920-735-4554  
International FAX: 920-735-4125

### Website

MillerWelds.com



# Specifications (Subject to change without notice.)



Welding Mode	Weld Output Range	Weld Output Rated at 104° F (40° C) NEMA Amperage and Voltage	Max. Open-Circuit Voltage	Generator Output Rated at 104° F (40° C)	Dimensions**	Weight (without fuel)***
CC/DC	20–750 A	600 A at 44 V (26.4 kW), 40% Duty Cycle 550 A at 42 V (23.1 kW), 60% Duty Cycle 500 A at 40 V (20 kW), 100% Duty Cycle	95	<b>Peak:</b> 5500 watts <b>Continuous:</b> 4000 watts, 34/17 A, 120/240 VAC, 60 Hz while welding  <b>Additional Generator Power for Deluxe Models (while NOT welding)</b> 3-phase: 20 kW, 48 A, 240 VAC or 1-phase: 12 kW, 50 A, 120/240 VAC	H: 43 in. (1092 mm) W: 28.5 in. (724 mm) D: 69.5 in. (1765 mm)	<b>Net:</b> 1931 lb. (876 kg) <b>Ship:</b> 1982 lb. (899 kg)  <b>Deluxe Model</b> <b>Net:</b> 1956 lb. (887 kg) <b>Ship:</b> 2007 lb. (910 kg)
CV/DC	14–40 V	500 A at 40 V (20 kW), 100% Duty Cycle	56			
CC/AC*	20–575 A	400 A at 36 V (14.4 kW) 100% Duty Cycle	64			
Battery* Charge Jump-Start	12/24 V	750 A, 12 V, Jump-Start 750 A, 24 V, Jump-Start	14/28			

\*Deluxe model only. \*\*Additional 7 in. (178 mm) to top of exhaust. \*\*\*Additional 190 lb. (86 kg) when fuel tank is full.

Certified by Canadian Standards Association to both the Canadian and U.S. Standards. Meets NEMA and IEC output ratings.

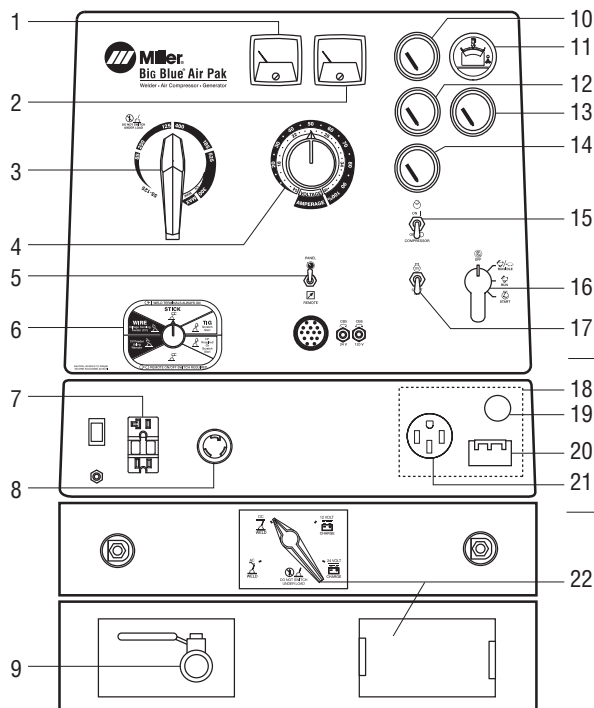
## Engine Specifications (Engine warranted separately by the engine manufacturer.)

Engine Brand	Features	HP	Type	Engine Speeds	Capacities	Automatic Engine Shutdowns
Deutz TD2011L04o	EPA Tier 4i compliant, turbocharged, direct-injected, liquid-cooled (oil) engine. Right-side service access with service intervals of 500 hours for oil and filters. MSHA approved with purchase of certificate from Deutz dealer.	63.4	4-cylinder, industrial, liquid-cooled diesel	Weld: 1850 RPM Idle: 1250 RPM	Fuel: 25 gal. (95 L) Oil: 11 qt. (10.4 L) Coolant: Integrated oil	Low Oil Pressure, High Coolant Temperature, Low Fuel Level

## Air Compressor

Compressor Brand	Features	Free Air Delivery at 1850 RPM	Free Air Delivery at 1235 RPM (Idle)	Working Pressure Constant	Duty Cycle	Oil Capacity	Automatic Compressor Shutdowns
Ingersoll Rand CE55 G1	Rotary screw with electric clutch for on/off. Oil change intervals of 500 hours (same as engine). Life expectancy of 30,000 hours.	60 CFM (1.70 m <sup>3</sup> /min.)	40 CFM (1.13 m <sup>3</sup> /min.)	100 PSIG (7 bar)	100%	5 qt. (4.7 L)	Oil Temperature


## Control Panel



1. AC/DC Voltmeter\*
2. AC/DC Ammeter\*
3. Amperage Range Switch
4. Amperage/Voltage Adjust Control
5. Amperage/Voltage Adjust Switch and Remote Amperage/Voltage Adjust 14-Pin Receptacle
6. Process/Contactor Selector Switch
7. 120 VAC, 20 A GFCI Duplex Receptacle
8. 240 VAC, 30 A TwistLock Receptacle (NEMA L6-30)
9. Air Outlet Valve 3/4-inch NPT
10. Engine Oil Pressure Gauge
11. Fuel Gauge—displays engine hours and oil change intervals
12. Engine Coolant Temperature Gauge
13. Battery Voltmeter
14. Air Compressor Pressure Gauge
15. Air Compressor On/Off Switch
16. Engine Control Switch
17. Starting Aid Switch\*
18. 20 kW, 3-Phase Generator\*
19. Strain Relief\*
20. 50 A, 3-Phase Circuit Breaker\*
21. 50 A, 1-Phase 120/240 V Receptacle (NEMA 14-50)\*
22. AC/DC/Battery Charge/Jump-Start Switch\*
23. International Model—240 VAC, 16 A Pin and Sleeve Receptacle

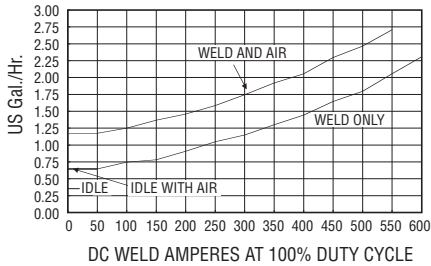
\*On Select Models

### International Model

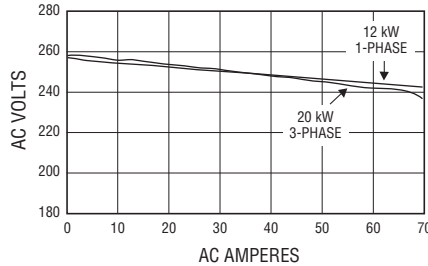


# Performance Data

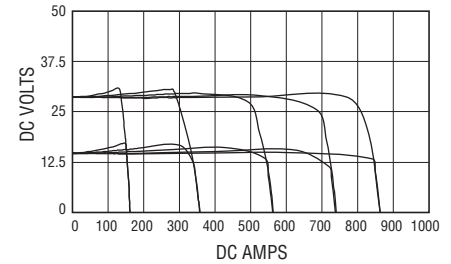
**FUEL CONSUMPTION CURVE**



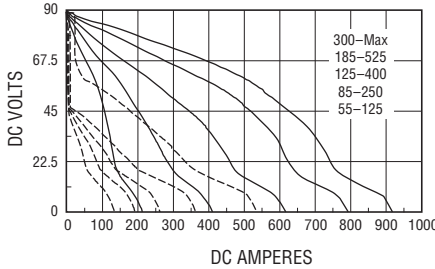
**GENERATOR POWER CURVE OPTION**



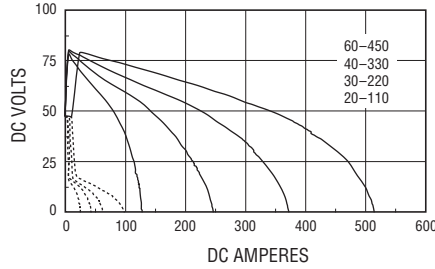
**BATTERY CHARGE OUTPUT**



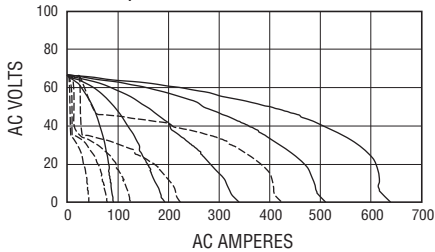
**VOLT/AMP CURVE – DC STICK MODE**



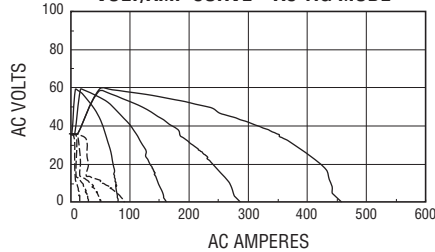
**VOLT/AMP CURVE – DC TIG MODE**



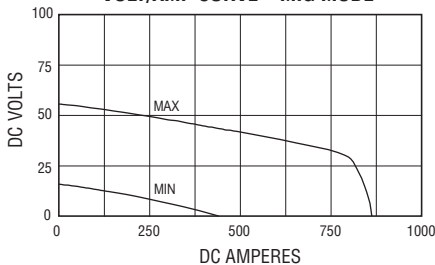
**VOLT/AMP CURVE – AC STICK MODE**




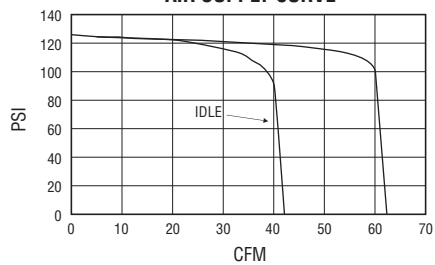
**VOLT/AMP CURVE – AC TIG MODE**



**VOLT/AMP CURVE – MIG MODE**



**AIR SUPPLY CURVE**



## Ingersoll Rand Rotary Screw Air Compressor

This industrial-grade compressor, has a life expectancy of 30,000 hours, is belt driven and utilizes an electric clutch control to allow the compressor to be turned off if not needed. This design increases efficiency, reduces fuel consumption and saves you money at the pump. An automatic belt tensioner provides proper belt tension even after years of service. The compressor is protected by a high-temperature shutdown switch.



## Toolless Generator Brushes

100 percent copper-wound generator features quick and easy brush and slip ring inspection. Brushes can be removed and/or replaced in a matter of seconds.

## The Vault

### Superior Circuit Board Design

Our critical circuit boards are engineered to carry *low power* and *low heat* to reduce thermal stress and minimize expansion and contraction. In contrast, our competitor's boards carry *high power* and *high heat*, making them more vulnerable to failure.

### "The Vault" Makes Upgrading to Miller® CC/CV Units Worry-Free

Concerns with circuit board reliability have resulted in some operators steering clear of CC/CV welder/generators — even though they


offer a superior arc and multiple welding processes. Miller circuit board reliability isn't a concern since all Big Blue multiprocess industrial engine drives feature the Vault.

Created out of two aluminum halves sealed with silicone, as well as watertight harness connections, the Vault provides a clean circuit board environment, protecting the electronics — and controlling output — in heavy industrial applications. No other competitor protects their electronics with a sealed vault, leaving critical circuit boards exposed to harsh elements that



can disrupt the machine's electronics, and therefore, its operation.






**Desiccant Air Dryer System #195 117**  
A regenerating inline air dryer system that eliminates moisture in the air stream to prevent air tool freeze-ups in cold climates. Internal thermostat and heating elements insure good air quality in all climates. The system can be mounted on the side of the machine or remotely for truck mount installations.

**AC/DC/Battery Charge/Jump-Start Switch #195 148** Field  
AC TIG welding and 12/24-volt battery charge/jump-starting system.

**Weld Ammeter and Voltmeter #195 131** Field  
Panel-mounted AC/DC analog meters to monitor weld output.



**U.S. Model Full KVA Plug Kit #119 172** Field  
1-phase, 120/240 VAC, 50 A plug (NEMA 14-50P) to fit full KVA receptacle.



**International Plug #255 416** Field  
1-Phase, 240 VAC, 16 A plug

**Cold Weather Starting Kit\* #195 086** Field  
120 V oil pan heater element.

**Engine Filter Kit #246 988** Field  
Includes all filters required for proper engine maintenance. Oil filter, primary and secondary fuel filter, and primary air filter.

**Compressor Filter Kit #246 991** Field  
Includes all filters required for proper compressor maintenance. Oil filter, air filter and coalescing filter.



**FA-1D Lockable Flame Arrestor Fuel Cap #043 947** Field  
Fuel cap can be padlocked to prevent vandalism. A built-in flame arrestor prevents flames or sparks from entering the fuel tank.



**Vandalism Lockout Kit #195 118** Field  
Lockable hinged steel panels cover and protect name plate gauges and ignition switch (padlock included). Also includes engine compartment door lock and key.



**Cable Holder #043 946** Field  
Saddle-bag-style cable holder. Convenient wrap-around storage of coiled cable for transportation. Stores 100 feet of 2/0 cable on each side.

*Note: For best results do not weld when cable is coiled! Protective cover cannot be used with cable holder.*



**Protective Cover #194 683** Field  
Blue water-resistant canvas cover resists stains and mildew, and protects the finish of your welder.

*Note: Protective cover cannot be used with cable holder.*

## Stick (SMAW) Welding

**Weld Leads 2/0 Stick Cable Set, 50 ft. (15 m) #173 851**

Consists of 50-foot (15 m) 2/0 electrode cable with holder, and 50-foot (15 m) work cable with clamp. 350 A, 100% duty cycle.

**2/0 Stick Cable Set, 100/50 ft. (30.5/15 m) #043 952**

Consists of 100-foot (30.5 m) 2/0 electrode cable with holder, and 50-foot (15 m) work cable with clamp. 300 A, 100% duty cycle.

## MIG/Flux-Cored Welding



**SuitCase® X-TREME™ 8VS Wire Feeder #951 182**

**SuitCase® X-TREME™ 12VS Wire Feeder #951 184**

Lightweight, portable, voltage-sensing wire feeders include secondary contactor and gas valve and drive roll kit. See Lit. Index No. M/6.41.



**SuitCase® 8RC Wire Feeder #951 186**  
**SuitCase® 12RC Wire Feeder #951 188**

Lightweight and flexible enough to run a variety of wires up to .062-inch diameter. Includes remote voltage control and drive roll kit. See Lit. Index No. M/6.5.



**Spoolmatic® 30A Spool Gun #130 831**  
Air-cooled, 200-amp, 1-pound spool gun for aluminum MIG. See Lit. Index No. M/1.73.

**WC-24 Control #137 549**  
Use with Spoolmatic 30A.

**XR™ Wire Feeders and Guns**  
Push-pull system designed to handle difficult-to-feed soft alloy wires such as aluminum. See Lit. Index No. M/1.7, M/1.71, and M/1.73.

**TIG (GTAW) Welding**



**Dynasty® 200 Series**  
For premium portable AC/DC TIG arc quality. See Lit. Index No. AD/4.8.



**HF-251 Series**  
**#042 388**  
HF-251D-1, 115 VAC High-frequency arc starter and stabilizer. See Accessory Lit. Index No. AY/5.0.

**Plasma Cutting**



*Spectrum 375 X-TREME and 625 X-TREME shown.*

**Spectrum® 375 X-TREME™ #907 529**  
See Lit. Index No. PC/9.2.

**Spectrum® 625 X-TREME™ #907 531**  
See Lit. Index No. PC/9.6.

**Spectrum® 875 #907 390-01-1**  
See Lit. Index No. PC/9.8.

The Spectrum 375 X-TREME and 625 X-TREME come complete with protective X-CASE™ (not shown).

**Remote Controls**



**RHC-14 Hand Control #242 211 020**  
Miniature hand control for remote current and contactor control. Dimensions: 4 x 4 x 3.25 inches (102 x 102 x 82 mm). Includes 20-foot (6 m) cord and 14-pin plug.



**RFCS-14 HD Foot Control #194 744**  
Heavy-duty foot control for current and contactor control. Includes 20-foot (6 m) cord and 14-pin plug.




**RMLS-14 #129 337**  
Momentary- and maintained-contact rocker switch for contactor control. Push forward for maintained contact and back for momentary contact. Includes 26.5-foot (8 m) cord and 14-pin plug.



**RCC-14 Remote Contactor and Current Control #151 086**  
Side-to-side rotary-motion fingertip control fastens to TIG torch using two Velcro® straps. Includes 26.5-foot (8 m) cord and 14-pin plug.

**Extension Cables for 14-Pin Remote Controls or 24 VAC Wire Feeders**  
**#242 208 025** 25 ft. (7.6 m)  
**#242 208 050** 50 ft. (15.2 m)  
**#242 208 080** 80 ft. (24.4 m)

## Trailers and Hitches (Note: Trailers are shipped unassembled.)



**4 West Four-Wheel Steerable Off-Road Trailer #042 801**  
A heavy-duty 2570-pound (1166 kg) capacity trailer designed for use in mines, quarries, and other rough terrain. Has narrow 22-foot (6.7 m) turning radius. Includes 3-inch (76 mm) lunette eye, universal hitch and safety chains.



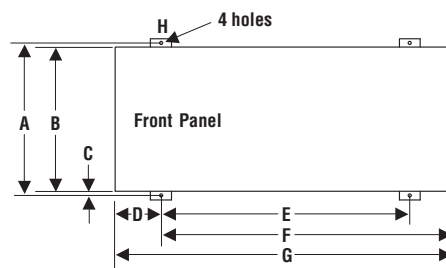
**HWY-224 Trailer #043 805** For highway use.  
**OFR-224 Trailer #043 802** For off-road use.  
A 2650-pound (1202 kg) capacity trailer. Welded steel tubing frame, heavy-duty axle with roller bearing hubs and leaf-spring suspension. Includes jack stand and 2-inch (50 mm) ball hitch. *HWY-224 also includes fenders and lights.*

**Cable Tree #043 826**  
Provides an area to conveniently wrap weld cables and extension cords.



**Dual Hitch #300 831**  
2-inch (50 mm) ball hitch and 3-inch (76 mm) lunette eye in one reversible assembly.

## Mounting Specifications



- A. 29.812 in. (757 mm)
- B. 27.5 in. (699 mm)
- C. 1 in. (25 mm)
- D. 11.625 in. (295 mm)\*
- E. 46.375 in. (1178 mm)\*
- F. 58 in. (1473 mm)\*
- G. 69.5 in. (1765 mm)
- H. .562 in. (14 mm) diameter

**Height:** 50 in. (1270 mm) (to top of exhaust)

**Width:** 28.5 in (724 mm)  
(mounting brackets turned in)  
30.75 in (781 mm)  
(mounting brackets turned out)

**Depth:** 69.5 in (1765 mm)

\*With mounting brackets in center position.  
Dimensions vary with location of mounting brackets.

## Trailer Specifications (Subject to change without notice.)

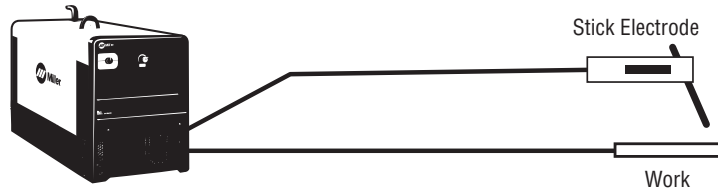
Model	Gross Axle Weight Rating	Gross Vehicle Weight Rating	Net Payload	Height of Bed	Road Clearance	Track (Center to center of tires)	Standard Tires (Standard rating or P-size rating)	Dimensions	Net Weight
<b>4 West</b>	2000 lb./axle (907 kg/axle)	3000 lb. (1361 kg)	2570 lb. (1166 kg)	21.25 in. (540 mm)	8 in. (203 mm)	55.25 in. (1403 mm)	B78-13	Length: 91 in. (2311 mm)* Width: 61.25 in. (1556 mm)	430 lb. (195 kg)
<b>HWY-224 OFR-224</b>	3500 lb. (1588 kg)	2960 lb. (1343 kg)	2650 lb. (1202 kg)	18.5 in. (470 mm)	7.5 in. (191 mm)	52 in. (1321 mm)	B78-13	Length: 105 in. (2667 mm) Width: HWY—59.5 in. (1511 mm)** OFR—58.438 in. (1484 mm)	320 lb. (145 kg)

\*Does not include tongue. \*\*Width at outside of fenders.

# Typical Installations

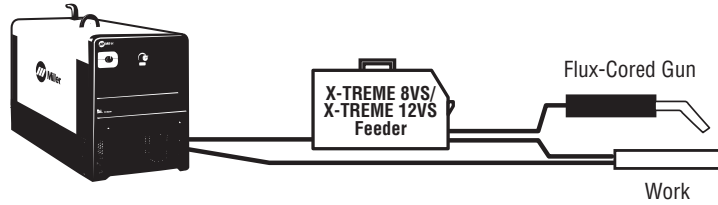


## Stick (SMAW) Basic Equipment



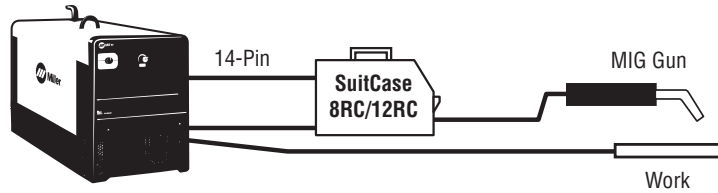
## Flux-Cored (FCAW) Basic Equipment

SuitCase® X-TREME™ 8VS #951 182  
 SuitCase® X-TREME™ 12VS #951 184



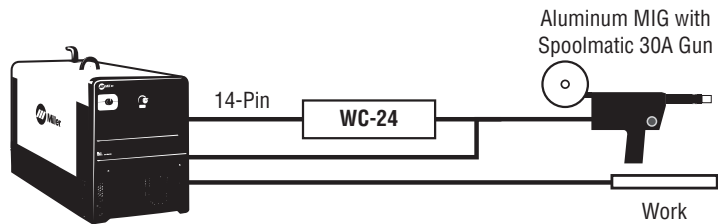
## MIG (GMAW) Basic Equipment

SuitCase® 8RC #951 186  
 SuitCase® 12RC #951 188



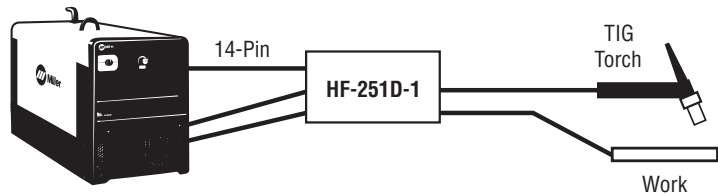
## Aluminum MIG (GMAW) Basic Equipment

Spoolmatic® 30A #130 831  
 WC-24 #137 549



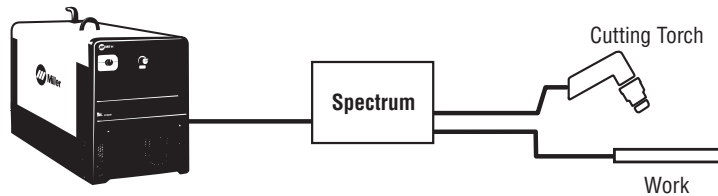
## TIG (GTAW) Basic Equipment

Dynasty® 200 Series  
 HF-251D-1 #042 388\*  
 \*TIG power cable adapter required



## Plasma Basic Equipment

Spectrum® 375 X-TREME™ #907 529  
 Spectrum® 625 X-TREME™ #907 531  
 Spectrum® 875 #907 390-01-1



# Ordering Information

Equipment and Factory Options	Stock No.	Description	Qty.	Price
<b>Big Blue® Air Pak™ CC/CV</b>	<b>#907 062</b>	U.S. Base Model with Automatic Idle, Engine Gauges, 5.5 kW AC Generator, 12 V Intake Manifold Heater		
	<b>#907 062-01-1</b>	International Model with 50/60 Hz, Dry Battery, Automatic Idle, Engine Gauges, 5.5 kW AC Generator, 12 V Intake Manifold Heater		
	<b>#907 062-04-1</b>	U.S. Cold Weather Model with Automatic Idle, Engine Gauges, 5.5 kW AC Generator, Weld Meters, Battery Lockout/Tagout Disconnect Switch, 12 V Intake Manifold Heater, 120 V Oil Pan Heater		
	<b>#907 062-07-1</b>	U.S. Deluxe Model with Automatic Idle, Engine Gauges, 5.5 kW AC Generator, Weld Meters, Battery Lockout/Tagout Disconnect Switch, 12 V Intake Manifold Heater, 120 V Oil Pan Heater, Vandalism Lockout Kit, AC/DC/Battery Charge/Jump-Start Switch, 20 kW Generator,		
<b>Field Accessories</b>				
Desiccant Air Dryer System	<b>#195 117</b>	Removes moisture from air supply		
AC/DC/Battery Charge/Jump-Start Switch	<b>#195 148</b>			
Weld Ammeter and Voltmeter Kit	<b>#195 131</b>	AC/DC analog weld output meters		
U.S. Model Full KVA Plug Kit	<b>#119 172</b>	1-phase, 120/240 VAC, 50 A		
International Plug	<b>#255 416</b>	1-phase, 240 V, 16 A		
Cold Weather Starting Aid	<b>#195 086</b>	120 V oil pan heater		
Engine Filter Kit	<b>#246 988</b>	Includes air, oil and fuel filters		
Compressor Filter Kit	<b>#246 991</b>	Includes air, oil and coalescing filters		
Lockable Flame Arrestor Fuel Cap	<b>#043 947</b>	Padlock not included		
Vandalism Lockout Kit	<b>#195 118</b>	Lockable front control panel and engine compartment		
Cable Holder	<b>#043 946</b>	Stores up to 200 ft. of 2/0 weld cable		
Protective Cover	<b>#195 159</b>	<b>Will not fit over machine with cable holder attached</b>		
<b>Stick Welding Leads</b>		See page 4		
<b>Plasma Cutting</b>				
Spectrum® 375 X-TREME™	<b>#907 529</b>	Includes X-CASE™. See Lit. Index No. PC/9.2		
Spectrum® 625 X-TREME™	<b>#907 531</b>	Includes X-CASE™. See Lit. Index No. PC/9.6		
Spectrum® 875	<b>#907 390-01-1</b>	See Lit. Index No. PC/9.8		
<b>MIG/Flux-Cored Welding</b>				
SuitCase® X-TREME™ 8VS and 12VS	<b>#951 182/#951 184</b>	See Lit. Index No. M/6.41		
SuitCase® 8RC and 12RC	<b>#951 186/#951 188</b>	See Lit. Index No. M/6.5		
Spoolmatic® 30A Spool Gun	<b>#130 831</b>	Requires WC-24 Control. See Lit. Index No. M/1.73		
WC-24 Control	<b>#137 549</b>	See Lit. Index No. M/1.5		
XR™ Wire Feeder Control and Guns		See Lit. Index No. M/1.7, M/1.71, and M/1.73		
MIG (GMAW)/Flux-Cored (FCAW) Guns		See Lit. Index Nos. AY/15.0, AY/16.0 and AY/17.0		
<b>TIG Welding</b>				
Dynasty® 200 Series		See Lit. Index No. AD/4.8		
HF-251D-1	<b>#042 388</b>	High-frequency unit for AC TIG welding. See Lit. Index No. AY/5.0		
Coolant System		See Lit. Index No. AY/7.2		
<b>Remote Controls</b>		See page 5		
<b>Trailers and Hitches</b>				
4 West Four-Wheel Steerable Trailer	<b>#042 801</b>	Trailer with lunette eye, universal hitch and safety chains. For off-road use		
HWY-224 Trailer	<b>#043 805</b>	Trailer with lights, fenders and 2-in. (50 mm) ball hitch. For highway use		
OFR-224 Trailer	<b>#043 802</b>	Trailer with 2-in. (50 mm) ball hitch. For off-road use		
Cable Tree	<b>#043 826</b>	Trailer mounted cable holder for HWY-224 or OFR-224		
Dual Hitch	<b>#300 831</b>	Combination 2-in. (50 mm) ball hitch and 3-in. (76 mm) lunette eye in one reversible assembly. For HWY-224 or OFR-224		

Date:

Total Quoted Price:

Distributed by:

