


COSMEC Multirip Saw Machine




Technical Data	SM 300 CE
Max depth of cut	mm. 110
Width of feeding belt	mm. 300
Adjustable feed speed	Mt/min. 2,5/24
Max. distance between exterior blades	mm. 300
Spindle shaft speed	mm. 70
Min./max. diameter of blades	mm. 203/350
Main motor	HP 30-40-50
Feeding motor controlled by inverter	HP 2
Work table dimensions	mm. 1530x760
Working surface height from floor	mm. 740
Shipping data	SM 300 CE
Weight	Kg. 2300
Shipping dimensions	2100x1510 / h. 1450
Min. length of piece	mm. 585




COSMEC s.r.l. Tel : 0577/988010
Fax: 0577/988011 loc. Fosci, 28
 53036 Poggibonsi (SI) Partita IVA: 00251430526
 Codice fiscale: 00251430526 - ITALY




Control Panel of machine functions



Belt made up of spheroidal graphite cast iron sliding blocks, feed by means of sliding on profiled resin guides guaranteeing maximum tow linearity



Apertus for short pieces



Electronically controlled pump for belt lubrication, assures perfect sliding and long life of the guides