



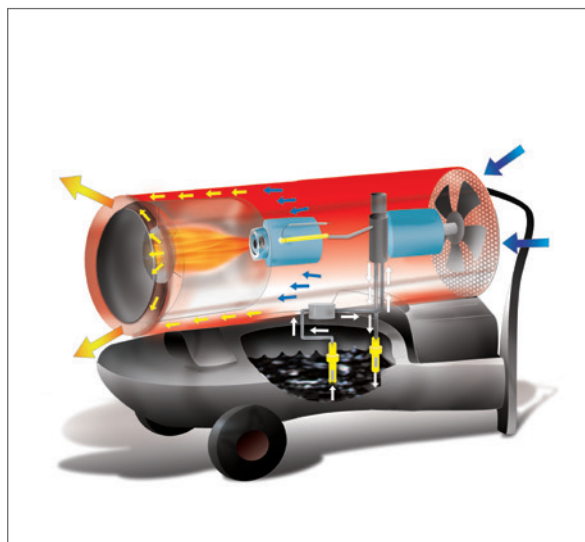
GE

---










GENERATORI MOBILI D'ARIA CALDA A COMBUSTIONE DIRETTA  
*DIRECT COMBUSTION MOBILE SPACE HEATERS*

## GE - GENERATORI MOBILI D'ARIA CALDA A COMBUSTIONE DIRETTA

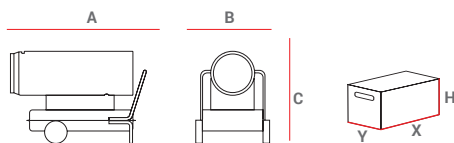
- Bruciatore di gasolio integrato
- Controllo elettronico di fiamma
- Termostato di surriscaldamento
- Presa per collegamento a termostato, umidostato o timer (GE 36, GE 46, GE 65, GE 105)
- Cavo alimentazione elettrica (1,5 m) con spina
- Camera di combustione in acciaio inox AISI 430
- Post-ventilazione temporizzata di raffreddamento della camera di combustione
- Tubi alimentazione gasolio in gomma resistente agli idrocarburi con rivestimento in maglia rinforzante tessile (GE 20, GE 36, GE 46), metallica (GE 65, GE 105)
- Serbatoio in polietilene antiurto (GE 20, GE 36, GE 46), in acciaio (GE 65, GE 105)
- Tappo chiusura serbatoio a baionetta
- Tappo di scarico combustibile dal serbatoio
- *Build-in diesel burner*
- *Electronic flame-control*
- *Safety thermostat*
- *Set to be connected to a thermostat or a humidistat or a timer (GE 36, GE 46, GE 65, GE 105)*
- *Power cord (1,5 m) with plug*
- *AISI 430 stainless steel combustion chamber*
- *Automatic post ventilation of unit*
- *Fuel feed lines in hydrocarbon resistant rubber, whit a reinforced textile (GE 20, GE 36, GE 46) or metal sheath (GE 65, GE 105)*
- *Tank in tough hydrocarbon resistant polythene (GE 20, GE 36, GE 46) or steel (GE 65, GE 105)*
- *Bayonet-type fuel tank cap*
- *Fuel tank drain plug*



ACCESSORI A RICHIESTA / ACCESSORIES ON DEMAND

<p>INDICATORE DI LIVELLO FUEL LEVEL GAUGE</p>	<p>FILTRO RIEMPIMENTO SERBATOIO GASOLIO FUEL TANK FILLER FILTER</p>	<p>STAFFE SOLLEVAMENTO (4 PEZZI) LIFTING BRACKETS (4 PIECES)</p>
		
<p>Mod. GE 36 - GE 46 - GE 65 - GE 105 Cod. 02AC508</p>	<p>Mod. GE 36 - GE 46 - GE 65 - GE 105 Cod. 02AC556</p>	<p>Mod. GE 65 - GE 105 Cod. 02AC511</p>
<p>KIT RUOTE PNEUMATICHE Ø 250 mm PNEUMATIC WHEELS KIT Ø 250 mm</p>	<p>TERMOSTATO AMBIENTE +5/+30°C CON CAVO L=10 m E SPINA 90° ROOM THERMOSTAT +5/+30°C CABLE 10 m, PLUG 90°</p>	<p>TERMOSTATO AGRICOLTURA/CANTIERE -5/+50°C CON CAVO L=10 m E SPINA 90° HEAVY DUTY THERMOSTAT -5/+50°C CABLE 10 m, PLUG 90°</p>
		
<p>Mod. GE 65 Cod. 02AC598</p>	<p>Cod. 02AC581</p>	<p>Cod. 02AC582</p>
<p>Mod. GE 105 Cod. 02AC599</p>		
<p>CARRELLO, MANIGLIA E RUOTE TROLLEY, HANDLE AND WHEELS</p>	<p>FILTRO GASOLIO RISCALDANTE PRE-HEATED FUEL FILTER</p>	<p>KIT COLLEGAMENTO SERBATOIO ESTERNO MONOTUBO CON DE-AERATORE SINGLE-PIPE EXTERNAL FUEL TANK CONNECTION KIT WITH DE-AERATOR</p>
		
<p>Mod. GE 20 Cod. 02AC596</p>	<p>Mod. GE 65 - GE 105 Cod. 02AC548</p>	<p>Mod. GE 65 - GE 105 Cod. 02AC632</p>



## GE - GENERATORI MOBILI D'ARIA CALDA A COMBUSTIONE DIRETTA DIRECT COMBUSTION MOBILE SPACE HEATERS



PESI E DIMENSIONI MACCHINA WEIGHTS AND DIMENSIONS MACHINE				IMBALLO PACKAGING				
MOD	A	B	C	Netto/Net	X	Y	H	Lordo/Gross
	[mm]	[mm]	[mm]	[kg]	[mm]	[mm]	[mm]	[kg]
GE 20	720	300	450	20	760	320	425	23
GE 36	1.075	440	615	25	1.050	400	520	29
GE 46	1.075	440	630	38	1.050	400	580	45
GE 65	1.200	555	860	58	1.200	480	892	66
GE 105	1.492	670	1.005	86	1.690	620	1.050	107

		GE 20	GE 36	GE 46	GE 65	GE 105
codice - code		02GE121	02GE102	02GE103	02GE104	02GE105
potenza term. nominale - rated heat power	Hs [kW] Hs [kcal/h - BTU/h]	21,4 18.369 - 73.110	38,4 33.043 - 131.512	49 42.173 - 167.850	69,3 59.565 - 237.067	111,1 95.507 - 380.331
rendimento - heat efficiency	[ % ]	100	100	100	100	100
portata d'aria - air flow	[ m <sup>3</sup> /h ]	350	605	1400	2500	4600
temperatura aria - air temperature	a 20°C [ °C ]	92	98	84	77	68
consumo - fuel consumption	[ kg/h ]	1,69	3,04	3,88	5,48	8,85
capacità serbatoio - tank capacity	[ l ]	17	42	42	65	105
potenza elettrica - power consumption 230 V	[ W ]	200	232	400	598	1170
alimentazione elettrica - electrical power	[ V - ph - Hz ]	230 - 1 - 50	230 - 1 - 50	230 - 1 - 50	230 - 1 - 50	230 - 1 - 50
quantità per pallet - pallet quantities	[ pz - pcs ]	20	12	9	1	1

### Quadro elettrico / Electrical control board



#### Legenda

- 1 Pulsante di reset con spia di blocco (rosso), funzionamento (verde) e stand-by (arancione)
- 2 Interruttore di comando a tre posizioni:
  - posizione 0 per macchina ferma,
  - posizione 1 per macchina funzionante in "continuo"
  - posizione 2 per macchina funzionante con termostato ambiente, umidostato, timer
- 3 Presa per termostato ambiente, umidostato, timer
- 4 Spia di presenza tensione
- 5 Uscita cavo di linea
- 6 Coperchio (GE-GE/S 65, GE-GE/S 105, EC-EC/S 55, EC-EC/S 85)
- 7 Supporto cavo elettrico

#### Legend

- 1 Reset button with block (red), working (green) and stand-by (orange) indicator light
- 2 Three way control switch:
  - position 0 for stop
  - position 1 for "continuous" on
  - position 2 for on with ambient thermostat, humidistat, timer
- 3 Socket for ambient thermostat, humidistat, timer
- 4 Voltage warning light (connected to the mains)
- 5 Power cord outlet
- 6 Plastic cover (GE-GE/S 65, GE-GE/S 105, EC-EC/S 55, EC-EC/S 85)
- 7 Power cord bracket