

Big Blue® 700X Duo Pro

**Diesel Engine-Driven
Welder/AC Generator**



Quick Specs



Heavy Industrial Applications

Pipe welding
Mechanical contractor
Construction
Repair

Processes

Stick (SMAW)
MIG (GMAW)
Flux-cored (FCAW)
RMD®*
Pulsed MIG (GMAW-P)*
DC TIG (GTAW)
Air carbon arc (CAC-A)
Single weld mode 3/8-inch (9.5 mm) carbons
Dual weld mode 1/4-inch (6.4 mm) carbons

* With optional ArcReach Smart Feeder.

Output Range

Single weld mode CC: 40–800 A, CV: 14–50 V
Dual weld mode CC: 20–400 A, CV: 14–50 V

Generator Output Rated at 104°F (40°C)

3-phase 20,000 watts continuous
1-phase 12,000 watts continuous

**Accu-Rated™ – Not Inflated
Generator Power**

The professional welder's choice.

Designed with the professional in mind, the Big Blue 700X Duo Pro is the best for arc performance, ease of use and reliability.

Multi-arc welding. One dependable engine—two independent arcs with up to 400 amps each. Or plug in additional inverters for a true multioperator work platform! Example: Two additional XMT multiprocess machines equals four operators, up to 200 amps each. Premium-quality arcs allow operators to work independently with no arc interaction. Multioperator welding has never been easier or more versatile.

Double the amperage output.

Parallel switch combines both independent outputs to a single side. This provides a safe and easy way to run large electrodes, stud weld or carbon arc gouge.



Heavy-duty low-speed industrial diesel engine

is designed to operate over 10,000 hours before the first basic overhaul. Backed by worldwide support and service.



Remote control of the power source without a cord. See pages 2 and 3.



Increased efficiency. More arcs and better fuel economy equal increased profits for your business. Estimated savings are 34 percent with a dual-operator unit versus two single-operator units.

Thermal overload protection prevents machine damage if duty cycle is exceeded or airflow is blocked.

Independent generators provide the flexibility, dependability and reliability you need to get the job done right. Power is available anytime the engine is running, even while welding! Generators provide 20,000 watts continuous power (3-phase) and 12,000 watts continuous power (1-phase).

Low OCV stick (VRD) reduces the open-circuit voltage to 15 volts when the welding power source is not in use. This feature is now built in for increased operator safety without compromising arc start performance.



Welder/generator is warranted by Miller for three years, parts and labor.
Engine is warranted separately by engine manufacturer.



Miller Electric Mfg. LLC

An ITW Welding Company
1635 West Spencer Street
P.O. Box 1079
Appleton, WI 54912-1079 USA

Equipment Sales US and Canada

Phone: 866-931-9730
FAX: 800-637-2315
International Phone: 920-735-4554
International FAX: 920-735-4125

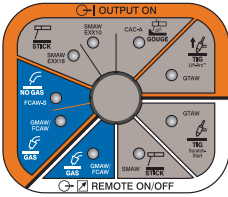
MillerWelds.com



Big Blue® 700X Duo Pro Features

Digital meters with SunVision™ technology enable welding parameters to be viewed with greater clarity than analog meters — at virtually any angle. Meters can be seen clearly even in direct sunlight.

Simple-to-set controls require no elaborate procedure — just select process and weld!



Standard 14-pin receptacle with Auto-Remote Sense™ for simple connection of remote controls and wire feeders.

Simple paralleling switch makes switching from a single operator to dual operators a breeze. Weld up to 400 amps per side when set up in dual-operator mode, or up to 800 amps in single-operator mode.

Standard features include ArcReach®, digital preset weld meters, output contactor control, automatic idle, intake manifold heater and oil pan heater.




Arc control is beneficial when welding with stick and solid wires for easier fine-tuning of tough-to-weld materials and out-of-position applications.

Fuel gauge and oil change indicator

Industrial USB port. Quickly upload the latest software and download machine log files to retrieve in-depth information such as diagnostics and machine statistics.



20,000 watts of pure generator power. Plug in an extra Miller® inverter-based power source for a second welding arc!



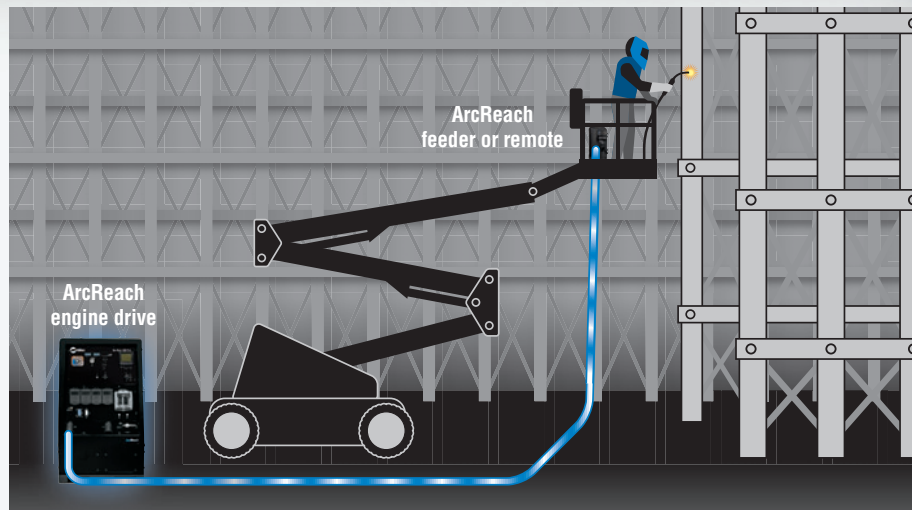
HD powder coat with zinc-rich primer protects sheet metal from rust and corrosion.

ArcReach® Remote Control Technology

ArcReach®

Remote control of the power source without a control cord.

An ArcReach system allows you to change weld settings from your ArcReach feeder or remote, saving a trip to the power source. ArcReach technology uses the existing weld cable to communicate welding control information between the feeder or remote and the power source. This technology eliminates the need for control cords, and their associated problems and costs.



Big Blue® 700X Duo Pro ArcReach® Additional Features

ArcReach provides remote amperage and voltage control at the weld joint without needing a control cord.



Increased productivity

More arc-on time and reduced exposure to workplace hazards for operators can be realized using ArcReach because less time is spent going back to the welding power supply to set process and arc amperage or voltage.

Auto-Process Select.™ Depending on connected accessory, the system automatically changes to stick or MIG/FCAW (with gas) if electrode positive polarity is detected or TIG or FCAW (no gas) if electrode negative polarity is detected, when ArcReach communication is established between the accessory and the Big Blue 700X Duo Pro — reducing the need to access the power supply.

Automatic return to panel settings. System automatically returns to Big Blue 700X Duo Pro setting when ArcReach communication is terminated. For example, if the Big Blue is set to gouging at 350 amps and an ArcReach feeder is connected, the Big Blue will go to a MIG/FCAW process. If the feeder is disconnected, the Big Blue will go back to its previous setting (gouging at 350 amps).

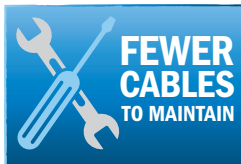
Less operator fatigue by not needing to move or reposition heavy secondary weld leads bundled with control cords on the jobsite. Control cables are not used.



Improved weld quality

Operator can precisely set arc amperage or voltage at the weld joint and monitor the actual arc voltage and current delivered to the weld using the digital meters on the accessory. This removes guesswork when it comes to adhering to weld procedures.


Remote override of Big Blue 700X Duo Pro. When an ArcReach accessory is connected to a Big Blue, the accessory has full control and the Big Blue controls are disabled. While under ArcReach control, process and voltage/amperage adjustments are locked out, preventing accidental changes by personnel other than the welding operator.



Reduced maintenance

Save time by no longer needing to troubleshoot welding system problems that result from damaged control cords.

Eliminate costly control cord repairs because control cords are not used.



Improved flexibility

Cross platform compatible. The same ArcReach accessories that work on engine-driven equipment can also be used on select ArcReach-equipped XMT® and Dimension™ power sources.

Reverse compatible. ArcReach-equipped power sources work with non-ArcReach accessories; however, the complete ArcReach benefit is only realized with the ArcReach system.

Big Blue® 700X Duo Pro ArcReach® System and Accessories

Big Blue 700X Duo Pro ArcReach system, engine drive (907762), ArcReach SuitCase® 12 feeder with Bernard™ S-Gun™ (951730), ArcReach Stick/TIG Remote (301325), and ArcReach Smart Feeder with Bernard PipeWorx 300-15 MIG gun (951733).

ArcReach SuitCase 8 and 12 feeders for MIG or flux-cored welding

- Remote voltage control
- Polarity indication
- Auto-Process Select™



ArcReach®

ArcReach Smart Feeder for advanced wire processes

- RMD® and pulsed MIG processes
- Remote voltage control
- Store and recall weld settings

ArcReach Stick/TIG Remote for stick or TIG welding

- Remote amperage control
- Arc control for stick
- Polarity indication
- Auto-Process Select™

Specifications (Subject to change without notice.)



Weld Mode/ Process	Output Mode	Weld Output Range	Weld Output Rated at 104°F (40°C)	Max. Open-Circuit Voltage	Generator Power Output Rated at 104°F (40°C)***	Dimensions	Weight
CC/DC (Stick/TIG)	Separate (dual outputs)	20–400 A (each side)	300 A at 28 VDC, 100% duty cycle* (each side) 400 A at 36 VDC, 40% duty cycle* (one side only)	85 VDC 30 VDC**	3-phase: 20 kW continuous 1-phase: 12 kW continuous	H: 43 in. (1,092 mm) W: 28.5 in. (724 mm) D: 65.125 in. (1,654 mm) Add 7 in. (178 mm) to height for exhaust pipe	Net: 1,729 lb. (784 kg) Ship: 1,761 lb. (799 kg) Add 165 lb. (75 kg) when fuel tank is full
	Paralleled (combined)	40–800 A	500 A at 34 VDC, 100% duty cycle 700 A at 24 VDC, 60% duty cycle				
CV/DC (MIG/FCAW)	Separate (dual outputs)	14–50 V (each side)	300 A at 28 VDC, 100% duty cycle* (each side) 400 A at 34 VDC, 40% duty cycle* (one side only)				
	Paralleled (combined)	14–50 V	500 A at 34 VDC, 100% duty cycle 700 A at 24 VDC, 60% duty cycle				

*Meets NEMA and IEC ratings. **Sense voltage for stick and Lift-Arc™ TIG. ***Will operate either 60 hertz or 50/60 hertz power tools, lights, etc.

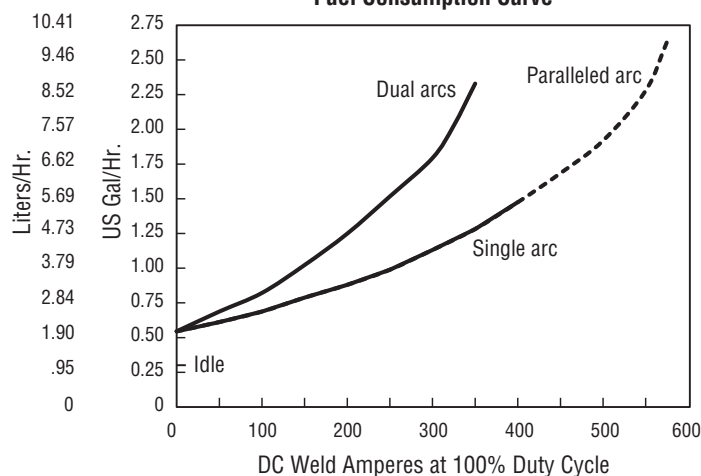
Certified by Canadian Standards Association to both the Canadian and U.S. Standards.

Engine Specifications (Engines warranted separately by the engine manufacturer.)

Engine Brand	Features	HP	Type	Engine Speeds	Sound Levels at Rated Output, 23 ft. (7 m)	Capacities	Automatic Engine Shutdown
Deutz D2011L04i	EPA Tier 4i compliant	48.6	Direct-injected four-cylinder, air/oil-cooled industrial diesel	Idle: 1,350 rpm Weld: 1,800 rpm	Idle: 67.9 dB (93 Lwa) Weld: 74.7 dB (100 Lwa)	Fuel: 25 gal. (95 L) Oil: 9 qt. (8.5 L) Coolant: integrated oil	Low oil pressure, high coolant temperature, low fuel level

Performance Data

Fuel Consumption Curve

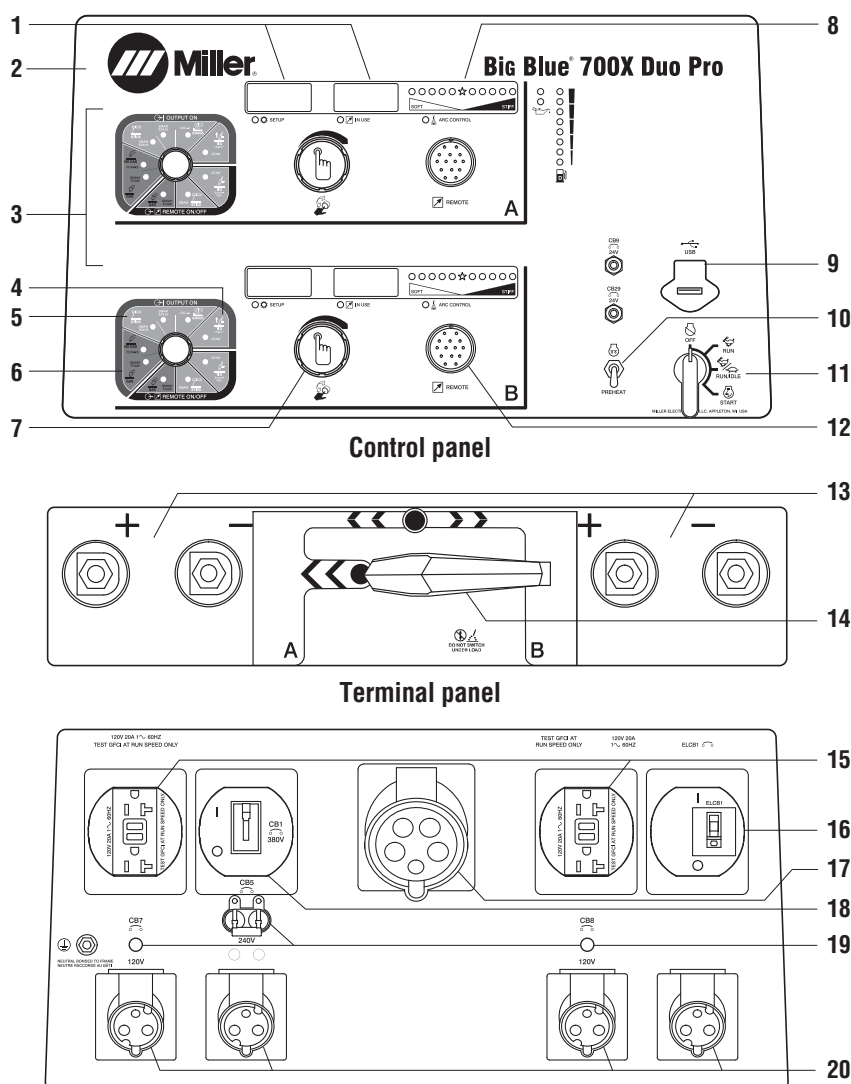


Simultaneous Welding and Power

Weld Amperes	Total Aux. Power Available (Watts)	
	1-Phase	– or – 3-Phase
No Weld Output	12,000	20,000
200 A	11,500	11,000
300 A	6,000	6,500
400 A	1,000	1,000

Function Guide

- Self-calibrating digital weld meters with fault code indication** display preset or actual weld parameters.
- Weatherproof Lexan® nameplate** is super durable and resists cracking and fading.
- Operator controls.** Independent controls for multi-arc welding. “A” controls are for single operator and “B” controls are for a second operator.
- Lift-Arc™ TIG with Auto-Stop™.** See descriptions below.
- Hot Start™** provides positive stick electrode starts making it easy to start all types of electrodes and it also works great for bead tie-ins.
- Great FCAW/MIG performance and arc starts** make the Big Blue® 700X Duo Pro arc the best in its class. Easy to run all wires from .023-inch solid wires to large-diameter 5/64-inch flux-cored wires.
- Pushbutton main control knob** used for adjusting amperage/voltage, adjusting arc control, and accessing the service menu.
- Adjustable arc control** adjusts DIG when process control is in stick modes and adjusts inductance when process control is in FCAW or MIG modes. The amount of DIG determines how much amperage (heat) varies with stick arc length. Inductance determines the “wetness” of the weld puddle.
- USB port** allows software updates from a USB drive. A summary file of recorded data from the unit will be saved to a USB drive that is inserted.
- Glow plugs** assist in cold weather starting.
- Engine control switch** is used to start engine and then select between auto idle and high speed lock. Glow plug operation is controlled by the engine control module and automatically occurs as needed by ambient conditions.
- Standard 14-pin receptacle** for simple connection of remote controls and wire feeders. Includes **Auto Remote Sense™** which automatically switches from panel to remote amperage/voltage (A/V) control with remote connected. Eliminates confusion of a panel/remote switch.
- Weld output terminals**
- Separate/parallel switch.** Use switch to select single operator mode (A) or dual operator mode (A/B).

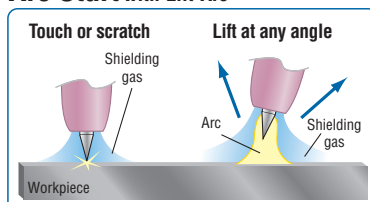


Receptacles and circuit breakers

- 20 A, 120 V receptacles with ground fault
- 120 V circuit breaker and 240 V earth leakage circuit breaker
- 32 A, 400 V three-phase receptacle
(For matching plug, order 255421.)
- 30 A, three-phase circuit breaker
- 120 and 240 V circuit breakers
- 16 A, 120/240 V receptacles
(For matching plugs, order 255419 for 120 V and 255416 for 240 V.)

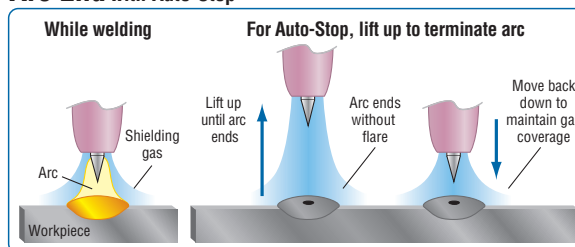
Lift-Arc™ TIG with Auto-Stop™

Arc Start with Lift-Arc™



- Reduces or eliminates sticking
- Reduces or eliminates electrode/work contamination
- Low open-circuit voltage

Arc End with Auto-Stop™



- Eliminates need for a remote control
- Maintains shielding gas coverage
- Eliminates tungsten and workpiece contamination
- Eliminates unwanted arc strikes outside the weld area

Genuine Miller® Accessories



International Plugs Field
255419 1-phase,
 120 V, 16 A plug
255416 1-phase,
 240 V, 16 A plug
255421 3-phase,
 400 V, 32 A plug

Engine Filter Kit **246988** Field
 Includes all filters required for proper engine maintenance. Oil filter, primary and secondary fuel filter, and primary air filter.



Spark Arrestor Kit
195012 Field
 Prevents particles from leaving the muffler that could

potentially start a fire. Mandatory when operating on California grasslands, brush, or forest-covered land, and in all national forests. For other areas, check your state and local laws. Meets U.S. Forest Service standard 5100-1B.



FA-1D Lockable Flame Arrestor Fuel Cap **043947** Field
 Fuel cap can be padlocked to prevent vandalism. A built-in flame arrestor prevents flames or sparks from entering the fuel tank.



Vandalism Lockout Kit
195118 Field
 Lockable hinged steel panels cover and protect name plate gauges and ignition switch (padlock included).



Cable Holder
043946 Field
 Saddle-bag-style cable holder. Convenient wrap-around storage of coiled cable for transportation. Stores 100 feet of 2/0 cable on each side.

Note: For best results do not weld when cable is coiled! Protective cover cannot be used with cable holder.



Protective Cover
194683 Field
 Blue water-resistant canvas cover resists stains and mildew, and protects the finish of your welder.

Note: Protective cover cannot be used with cable holder.

MIG (GMAW) or Flux-cored (FCAW)



SuitCase® 12RC Wire Feeder **951580**
 Lightweight and flexible enough to run a variety of wires up to .062-inch diameter. Includes remote voltage control, drive roll kit and MIG gun. See literature M/6.5.



ArcReach® SuitCase® 8
951726 With Bernard™ BTB Gun 300 A
951727 With Bernard™ S-Gun™
951728 With Bernard™ Dura-Flux™ gun
ArcReach® SuitCase® 12
951729 With Bernard™ BTB Gun 300 A
951730 With Bernard™ S-Gun™
951731 With Bernard™ Dura-Flux™ gun
 Portable feeder designed to run off of arc voltage. When paired with an ArcReach power source, provides remote control of the power source without a control cord — saving time and money. See literature M/6.55.



ArcReach® Smart Feeder **951733**
 Includes drive rolls and Bernard™ PipeWorx 300-15 MIG gun. For MIG, FCAW, and advanced RMD® and pulse processes.

MIG (GMAW)/Flux-cored (FCAW) Guns

See Bernard™ literature SP-BTB for BTB air-cooled MIG guns, and SP-DF for Dura-Flux™ self-shielded flux-cored guns.

Stick (SMAW) Welding

Weld Leads

2/0 Stick Cable Set, 50 ft. (15 m) **173851**
 Consists of 50-foot (15 m) 2/0 electrode cable with holder, and 50-foot (15 m) work cable with clamp. 350 A, 100% duty cycle.

2/0 Stick Cable Set, 100/50 ft. (30.5/15 m)
043952
 Consists of 100-foot (30.5 m) 2/0 electrode cable with holder, and 50-foot (15 m) work cable with clamp. 300 A, 100% duty cycle.

AC TIG (GTAW) Welding



Dynasty® 210 Series
 For portable AC/DC TIG. See literature AD/4.81.

Plasma Cutting



Spectrum 375 X-TREME and 625 X-TREME shown.

Spectrum® 375 X-TREME™ **907529**
 See literature PC/9.2.

Spectrum® 625 X-TREME™ **907579**
 See literature PC/9.6.

Spectrum® 875 **907583**
 See literature PC/9.8.

The Spectrum 375 X-TREME and 625 X-TREME come complete with protective X-CASE™ (not shown).

Genuine Miller® Accessories (Continued)

Stick/TIG Remote Controls



ArcReach® Stick/TIG Remote 301325

When paired with an ArcReach power source, provides remote control of the power source without a cord — saving time and money. See literature AY/14.5.



Wireless Remote Hand Control 300430

For remote current, voltage and contactor control. Receiver plugs directly into the 14-pin receptacle of Miller machine. 300-foot (91.4 m) operating range.

Wireless antenna kit **300749** recommended.

Wireless Antenna Kit 300749

Optional when improved reception is desired.



RHC-14 Hand Control 242211020

Miniature hand control for remote current, voltage and contactor control. Dimensions: 4 x 4 x 3.25 inches (102 x 102 x 82 mm). Includes 20-foot (6 m) cord and 14-pin plug.


Extension Cables for 14-Pin Remote Controls or 24 VAC Wire Feeders

242208025 25 ft. (7.6 m)

242208050 50 ft. (15.2 m)

242208080 80 ft. (24.4 m)

Trailers and Hitches (Note: Trailers are shipped unassembled.)



4 West Four-Wheel Steerable Off-Road Trailer 042801

A heavy-duty 2,550-pound (1,157 kg) capacity trailer designed for use in mines, quarries, and other rough terrain. Has narrow 22-foot (6.7 m) turning radius. Includes 3-inch (76 mm) lunette eye, universal hitch and safety chains.



HWY-225 Trailer 301338

A 2,700-pound (1,225 kg) capacity highway trailer with welded steel tubing frame, heavy-duty axle with roller bearing hubs and leaf-spring suspension. Includes jack stand, fenders, lights, and dual hitch with 2-inch (50 mm) ball hitch and 3-inch (76 mm) lunette eye.

Cable Tree 043826

Provides an area to conveniently wrap weld cables and extension cords.



Dual Hitch 301441

2-inch (50 mm) ball hitch and 3-inch (76 mm) lunette eye in one reversible assembly.



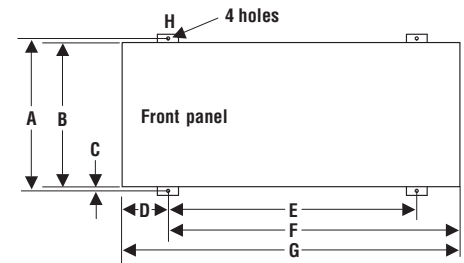
2-In-1 Document/Fire Extinguisher Holder 301236

For use with HWY-225.

Stores documents and holds a 5-pound fire extinguisher.

Note: Holder shown mounted on trailer. Fire extinguisher not included.

Mounting Specifications



A. 29.812 in. (757 mm)

B. 27.5 in. (699 mm)

C. 1 in. (25 mm)

D. 9.625 in. (244 mm)*

E. 46.5 in. (1,181 mm)*

F. 56 in. (1,422 mm)*

G. 65.125 in. (1,654 mm)

H. .562 in. (14 mm) dia.

Height: 43 in. (1,092 mm) to top of cover
Add 7 in. (178 mm) to height for exhaust pipe
(Exhaust measurement subject to change.)

Width:

28.5 in. (724 mm) (mounting brackets turned in)

30.75 in. (781 mm) (mounting brackets turned out)

Depth: 65.125 in. (1,654 mm)

**With mounting brackets in center position.*

Dimensions vary with location of mounting brackets.

Trailer Specifications (Subject to change without notice.)

Model	Gross Axle Weight Rating	Gross Vehicle Weight Rating	Net Payload	Height of Bed	Road Clearance	Track (Center to center of tires)	Standard Tires (Standard rating or P-size rating)	Dimensions	Net Weight
4 West	2,000 lb./axle (907 kg/axle)	3,000 lb. (1,361 kg)	2,550 lb. (1,157 kg)	21.25 in. (540 mm)	8 in. (203 mm)	55.25 in. (1,403 mm)	B78-13	Length: 91 in. (2,311 mm)* Width: 61.25 in. (1,556 mm)	430 lb. (195 kg)
HWY-225	3,500 lb. (1,588 kg)	2,999 lb. (1,360 kg)	2,700 lb. (1,225 kg)	19 in. (483 mm)	7.5 in. (191 mm)	50 in. (1,270 mm)	ST175/80R-13 Load Range D	Length: 105.5 in. (2,680 mm) Width: 56.5 in. (1,435 mm)**	280 lb. (127 kg)

**Does not include tongue. **Width at outside of fenders.*

Ordering Information

Equipment and Options	Stock No.	Description	Qty.	Price
Big Blue® 700X Duo Pro EPA Tier 4 Interim compliant engine	907762	International model with 20 kW of 400-volt 3-phase power, ArcReach®, parallel switch, intake manifold heater and 120-volt oil pan heater		
Field Accessories				
International Plugs	255419 255416 255421	1-phase, 120 V, 16 A 1-phase, 240 V, 16 A 3-phase, 400 V, 32 A		
Engine Filter Kit	246988	Includes air, oil and fuel filters		
Spark Arrestor Kit	195012			
FA-1D Lockable Flame Arrestor Fuel Cap	043947	Padlock NOT included		
Vandalism Lockout Kit	195118	Lockable front control panel		
Cable Holder	043946	Stores up to 200 feet of 2/0 cable		
Protective Cover	194683	Canvas cover — will not fit over machine with cable holder attached		
MIG/Flux-cored Welding				
SuitCase® 12RC	951580	With Bernard BTB Gun 300 A. See literature M/6.5		
ArcReach® SuitCase® 8	951726 951727 951728	With Bernard™ BTB Gun 300 A. See literature M/6.55 With Bernard™ S-Gun™ With Bernard™ Dura-Flux™ gun		
ArcReach® SuitCase® 12	951729 951730 951731	With Bernard™ BTB Gun 300 A. See literature M/6.55 With Bernard™ S-Gun™ With Bernard™ Dura-Flux™ gun		
ArcReach® Smart Feeder	951733	MIG/FCAW/RMD®/pulse feeder with Bernard™ PipeWorx 300-15 MIG gun. Tweco®-style connectors. See literature M/6.55		
MIG (GMAW) and Flux-cored (FCAW) Guns		See Bernard™ literature SP-BTB and SP-DF		
Stick Welding Leads	173851 043952	2/0, 350 A, 100% duty cycle, 50 ft. (15 m) stinger, 50 ft. (15 m) work clamp 2/0, 300 A, 100% duty cycle, 100 ft. (30.5 m) stinger, 50 ft. (15 m) work clamp		
AC TIG Welding				
Dynasty® 210	907685	Basic controls for AC/DC TIG/stick, 120–480 V. See literature AD/4.81		
Dynasty® 210 DX	907686	Full feature controls for AC/DC TIG/stick, 120–480 V. See literature AD/4.81		
Plasma Cutting				
Spectrum® 375 X-TREME™	907529	Includes X-CASE™. See literature PC/9.2		
Spectrum® 625 X-TREME™	907579	Includes X-CASE™. See literature PC/9.6		
Spectrum® 875	907583	See literature PC/9.8		
Remote Controls		See page 7		
Trailers and Hitches				
4 West Four-Wheel Steerable Trailer	042801	Trailer with lunette eye, universal hitch and safety chains. For off-road use		
HWY-225 Trailer	301338	Trailer with lights, fenders and dual hitch. For highway use		
Cable Tree	043826	Trailer-mounted cable holder for HWY-225		
Dual Hitch	301441	Combination 2-inch (50 mm) ball hitch and 3-inch (76 mm) lunette eye in one reversible assembly for HWY-225		
2-In-1 Document/Fire Extinguisher Holder	301236	Stores documents and holds a 5-pound fire extinguisher for HWY-225		

Date:

Total Quoted Price:

Distributed by:

